

The Call of Abram

Daily Bible Readings for Students and Teacher:

(Student copy can be torn-out from the back of the Student Book.)

| | <u>Scripture Reading</u> | <u>Subject</u> |
|------------------------------------|---|--------------------|
| | <i>(After reading the Scripture, place a ✓ in the box.)</i> | |
| <input type="checkbox"/> Sunday | Psalm 16:1-2, 5-11 | Faith |
| <input type="checkbox"/> Monday | Hebrews 11:1-3, 6-10 | Faith Defined |
| <input type="checkbox"/> Tuesday | Ephesians 2:4-10 | Gift of God |
| <input type="checkbox"/> Wednesday | Acts 15:5-11 | Cleansed Hearts |
| <input type="checkbox"/> Thursday | Romans 10:12-17 | Faith by Hearing |
| <input type="checkbox"/> Friday | Romans 4:1-12 | Just live by Faith |
| <input type="checkbox"/> Saturday | Romans 4:13-25 | Faith of Abraham |

Memory Work

(After practicing your verse, place a ✓ in the box.)

M T W Th F S Recite

Now faith is the assurance of things hoped for, the conviction of things not seen. Hebrews 11:1

The following quotes might help students understand "faith" better:

This is the glory of faith, simply not to know; not to know where you are going, not to know what you are doing, not to know what you must suffer; [simply] to follow the ... voice of God.

Martin Luther

All that I have seen teaches me to trust the Creator for all that I have not seen.

Ralph Waldo Emerson

Materials needed for this lesson:

Along with the general materials needed by students as listed in the Introduction to the Teacher's Manual, the following materials will be needed for class:

1. Map used in Lesson 6 (See *Appendix 6c*). Be prepared to plot *Haran* and *Canaan* on the map
2. Names of some major cities that are approximately 1500 miles from your town.
3. Large rubber bands (½" or thicker)
4. Colored permanent markers
5. Write the following on craft sticks, use during opening prayer, and then add to "Stick"-ing to Prayer basket:
 - A. Thank God for being trustworthy.
 - B. Ask God to help you be obedient to Him.
 - C. Pray for a missionary.

Lesson Preparation

As you prepare for this lesson on "The Call of Abram", read:

***Genesis 11:31-12:7; Hebrews 11:8-10, 17-19
Romans 4:1-25***

Satan tempted Adam and Eve; they fell into sin, "and so death spread to all men, because all sinned" (Romans 5:12). But God had promised a savior who would deliver us from sin, death and the devil. That plan of salvation begins to take on greater shape now as God calls Abraham, through whom He will bring the blessing of salvation to the whole world (Genesis 12:2-3).

Abraham grew up in the city of Ur in ancient Babylon (area of current Iraq). It was a modern and sophisticated city with many comforts and conveniences. The people were very religious and the city was filled with idols, but the people did not know the one true God. At some point Terah took his family (son Abram, daughter-in-law Sarai, grandson Lot) and moved to Haran, about 600 miles northwest of Ur, where they live until Terah's death (11:31, 32). Then God called Abram (12:1); and he and his family left Haran for the land of Canaan (12:4, 5).

God's call to Abraham (12:1) has the same elements as the call of the gospel. God calls Abraham to leave his country and his family and go to a land that God will show him. Jesus calls us to take up the cross and follow him, to be "crucified to the world" (Galatians 6:14). "He who loves father or mother more than Me is not worthy of Me...And he who does not take his own cross and follow after Me is not worthy of Me" (Matthew 10:37, 38). It might mean forsaking country, family, and the old way of life. But then He says, "In My Father's house are many dwelling places; I go to prepare a place for you;...that where I am you may be also" (John 14:2, 3)

The call to Abraham includes a covenant or promise (12:2, 3). God's promise to Abraham is that He will make him a great nation, bless him, make his name great, and that he will be a blessing to all the families of the earth. The promise was given to a man whose wife was barren (11:30) and who had no children. But "is anything too difficult for the Lord?" (Genesis 18:14). When Jesus calls us to Himself, it is to bring us out of ourselves, and to abide in Him. Any man who is in Christ is a "new creation" (II Corinthians 5:17). That new creation will be a blessing to many. How can God's grace change "a wretch like me?" Again, is anything too difficult for the Lord?

The call prompts Abraham's commitment (12:4). He went as the Lord had spoken to him, and his life is an example of the obedience of faith (15:1-6, 22:1-18). So "by faith Abraham, when he was called, obeyed by going out to a place which he was to receive for an inheritance; and he went out, not knowing where he was going...for he was looking for the city which has foundations, whose architect and builder is God." (Hebrews 11:8-10).

The Call of Abram

Lesson Objectives

Keeping the following objectives in mind, work through student Lesson 7--"The Call of Abram"

(Reduced student pages are located on the next 3 pages).

1. Students will learn about Abram's obedience to and trust in God.
2. Students will gain a better understanding of what *faith* is.

Vocabulary

Assurance--giving confidence; making certain

Conviction--strong belief

Covenant--an unchanging promise or agreement

Descendants--future family members; children, grand children, etc.

Faith--unquestioned trust

Sacrifice--the killing of an animal or giving a very precious object as an offering to God

Civilization--a large group of people with an advanced and developed way of living

Corrupt--to change from good behavior to bad behavior

Sustain--to support or hold up (Psalm 55:22a)

Immoral--disobeying God's law; wickedness

Steadfast--firmly believing; faithful (Isaiah 26:3)

Depraved--behave in an evil way

Yahweh--Hebrew name for God; Jehovah

Hope--not simply longing for something, but trusting with confidence that something is going to happen

Student

Page

Hymns that can reinforce the lesson

"Trust and Obey," *Ambassador Hymnal*, #517

Class Time

Welcome the students and begin with prayer

Use the prepared prayer reminder sticks in your opening prayer. Then add the sticks to the "Stick"-ing to Prayer basket.

Recite memory work.

Review

NO review this week. Without any explanation to the student, just begin the lesson.

Introduce the Lesson

Using a cell phone or another type of phone as a prop, pretend to "call" each student in your class and instruct them to act-out an unusual behavior like: "Go to the corner in the room, stand there, and continually stick your tongue in and out 25 times. Then sit down."

Be creative, but other behaviors could include:

1. Tap on your nose 25 times. Then sit down.
2. Take your shoes on and off 10 times. Then sit down.
3. Pretend to ride a horse for 30 seconds. Then sit down.

Commend the students for obeying your unusual instructions.

Remind them that when God called Abram to do an unusual thing--leave his country and family--Abram willingly obeyed.

Today's lesson focuses on Abram's *faith*--his willingness to trust God and do whatever He asked.

Teach the Lesson

Last week, students plotted Ur on their map. When reading through paragraph 1, have students plot *Haran* on their map (Appendix 6c) and draw a line connecting *Ur* and *Haran*. Then have students write *1500 miles* on the line. Draw the students' attention to the FAST FACT highlighting the *Chaldean Home*.

At the end of the first paragraph on page 19 it says, "Then Abram again set out to travel to the land God had promised to give him and his descendants." This *Promised Land* is *Canaan*. Have students locate Canaan on their maps. More information about Canaan is presented on page 20 of the student book.

Continue the lesson by working through the pages in the student book. Define vocabulary words when they appear in the text.

Word Works section

Follow directions in student book. Students may need some guidance with their acrostic. Strongly encourage them to make the acrostic have a Godly meaning.

(See *ADDITIONAL ACTIVITY* section for directions to make FAITH WRIST BANDS.)

The Call of Abram

Student

Page

Student

Page

Fast Facts section

When reading about Ur of the Chaldeans in the first paragraph of the lesson, draw the students' attention to the **FAST FACT** highlighting the *Chaldean Home*.

Catechism Corner

Question 1 and its answer provide another great definition of *faith*. If time permits, use the "Disappearing Word" Activity (See Introduction Pages) to help students memorize all or part of the answer.

Question 2 and 3 focus on the *covenant*. Question 3 also continues to develop the topic of baptism.

Additional Activities

FAITH WRIST BANDS

Rubber band wrist bracelets are very popular among boys and girls. Distribute a rubber band to each student and have them use the permanent markers to print F A I T H and HEBREWS 11:1 on their wrist band. Students may then personalize their wrist band by adding small shapes and designs.

Closing the Lesson

Finalize this week's lesson by giving the students time to make the FAITH WRIST BANDS. Then allow the students a little extra time to memorize their F-A-I-T-H acrostic from the *Word Works* activity so when someone asks what the letters on their wrist band mean, they are prepared with an answer (1 Peter 3:15).

Assignment

1. Distribute "Daily Bible Reading" book marker
2. Assign next week's memory work
3. Keep students thinking about *faith* during the week by sending home the "By Faith..." activity page (See *Appendix 7a*).

Close with Prayer

Everyone participates in Closing Prayer by choosing a stick from the "Stick"-ing to Prayer Basket and praying for whatever is written on the stick.

The Call of Abram

Teacher's Notes

LESSON 7 ABRAM'S CALL

Exercise 1

1. Faith is believing God and His word even though we cannot see Him or talk to Him face to face.
2. It is a gift from God.
3. He obeyed even though he did not know where he was going.
4. He believed God's promises. He believed God had the power to keep His promises and he had seen God work in his life in the past and believed God would be faithful to him in the future as well

Exercise 2

| | |
|-----------|---------|
| Forsaking | Forever |
| All | After |
| I | I |
| Take | Trust |
| Him | Him |

RIGHTEOUSNESS

1. RIGHTEOUS
2. FIGHTEOUS
3. FIGTHEOUS
4. FIGTHA
5. FITHA
6. FAITH



By Faith...

Now faith is the assurance of things hoped for, the conviction of things not seen. Hebrews 11:1

Hebrews 11:3 describes something that we know by faith. Fill in the blanks below.

“By faith we understand that the _____ were prepared by the _____, so that what is _____ was not made out of things which are _____.”

Who are some people in the Bible that had faith like Abraham? Read Hebrews 11 and draw a line to match the person with his/her description. (There may be multiple descriptions per person.)

| | |
|------------|--|
| Abel | Built an ark to save his family (v.7) |
| Enoch | Obeyed God and left his home and family to go to a foreign country (vv.8-10) |
| Noah | Spoke about the Israelites' exit from Egypt (v.22) |
| Abraham | Welcomed and hid the spies because of faith (v.31) |
| Isaac | Left Egypt and sinful pleasures to be with God's people (vv.24-28) |
| Jacob | Obeyed God and kept the Passover (vv.24-28) |
| Joseph | Crossed the Red Sea on dry ground (v.29) |
| Moses | Blessed his two sons regarding their future (v.20) |
| Israelites | Taken away by God because his faith pleased God (vv.5-6) |
| Rahab | Marched around the walls of Jericho until it fell (v.30) |
| | Offered a sacrifice pleasing to God (v.4) |
| | Willing to offer his son as a sacrifice (vv.17-19) |
| | Blessed his two grandsons and worshiped God (v.21) |



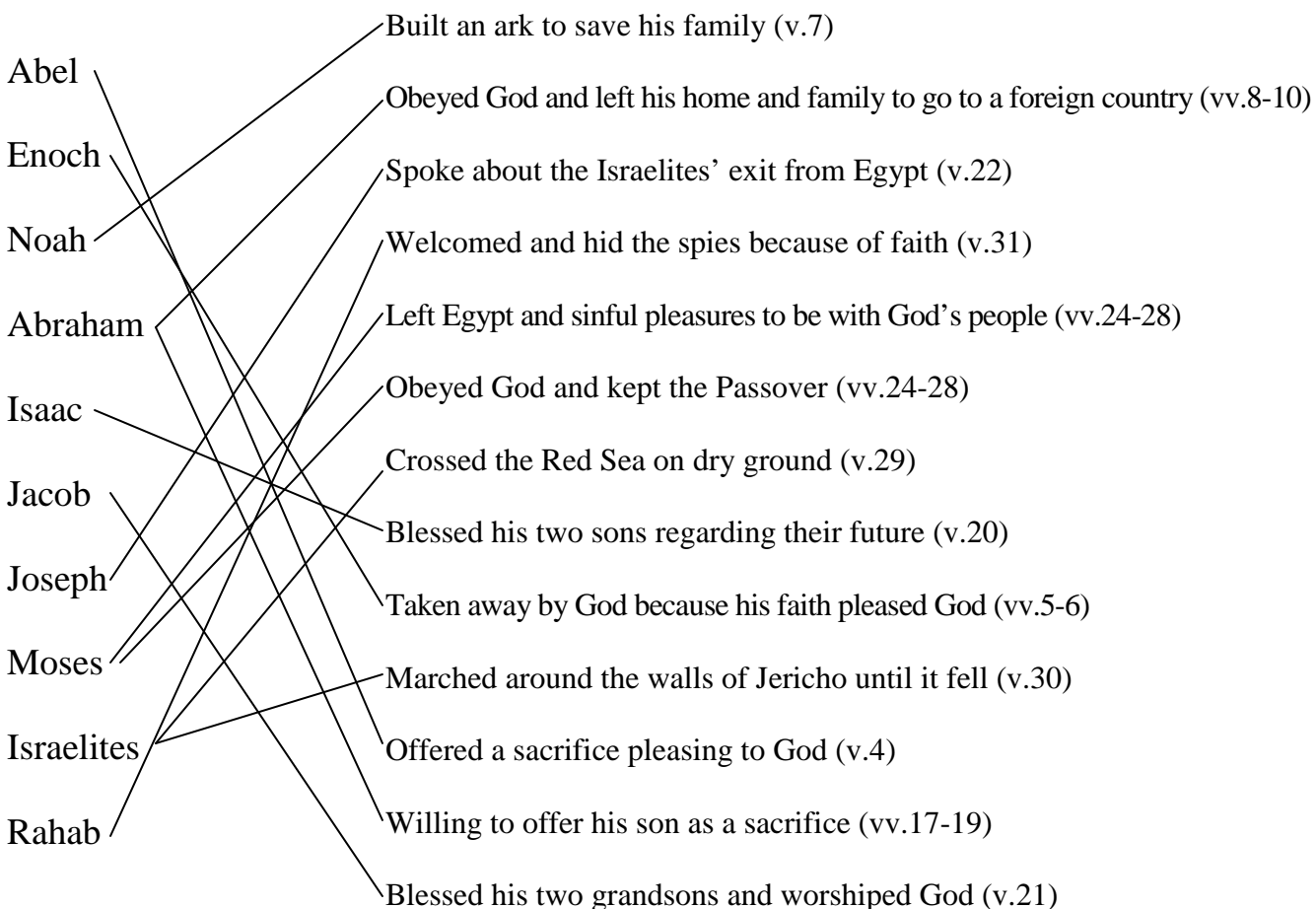
By Faith...

Now faith is the assurance of things hoped for, the conviction of things not seen. Hebrews 11:1

Hebrews 11:3 describes something that we know by faith. Fill in the blanks below.

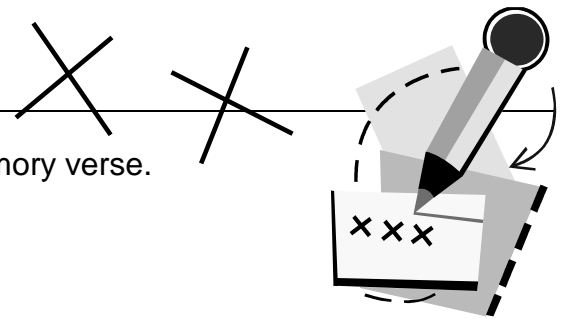
“By faith we understand that the worlds were prepared by the word of God, so that what is seen was not made out of things which are visible.”

Who are some people in the Bible that had faith like Abraham? Read Hebrews 11 and draw a line to match the person with his/her description. (There may be multiple descriptions per person.)

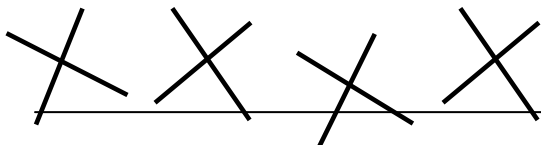


Memory Verse Review

Cross out all the Z's, Q's, and L's to find the hidden memory verse.

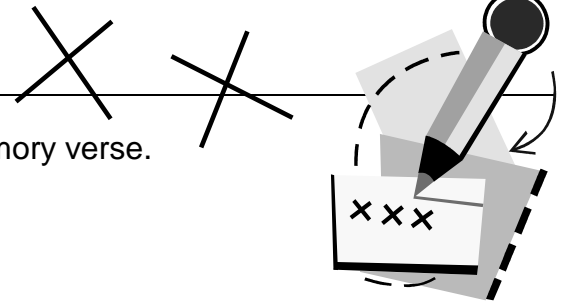


ZNLOQWLZFAHQITHZILSQTHZEALSQQSLUZRAZLN
CEQLOFZTLHIZNGQSLZHOPLEQDFLORQZTLHEZC
OLNQVZLICTIZOLNQOFZTHLIQNLGSZNLLOTZSQELE
ZNLQHEQBLRZEQWZSL1Q1Z1



Memory Verse Review

Cross out all the Z's, Q's, and L's to find the hidden memory verse.



~~Z~~~~N~~~~L~~~~O~~~~Q~~~~W~~~~L~~~~Z~~~~F~~~~A~~~~L~~~~Q~~~~I~~~~T~~~~H~~~~Z~~~~I~~~~L~~~~S~~~~Q~~~~T~~~~H~~~~Z~~~~E~~~~A~~~~L~~~~S~~~~Q~~~~Q~~~~S~~~~L~~~~U~~~~Z~~~~R~~~~A~~~~Z~~~~L~~~~N~~
~~C~~~~E~~~~Q~~~~L~~~~O~~~~F~~~~Z~~~~T~~~~L~~~~H~~~~I~~~~Z~~~~N~~~~G~~~~Q~~~~S~~~~L~~~~Z~~~~H~~~~O~~~~Z~~~~P~~~~L~~~~E~~~~Q~~~~D~~~~F~~~~L~~~~O~~~~R~~~~Q~~~~Z~~~~T~~~~L~~~~H~~~~E~~~~Z~~~~C~~
~~O~~~~L~~~~N~~~~Q~~~~V~~~~Z~~~~L~~~~I~~~~C~~~~T~~~~I~~~~Z~~~~O~~~~L~~~~N~~~~Q~~~~O~~~~F~~~~Z~~~~T~~~~H~~~~L~~~~I~~~~Q~~~~N~~~~L~~~~G~~~~S~~~~Z~~~~N~~~~L~~~~O~~~~T~~~~Z~~~~S~~~~Q~~~~E~~~~L~~
~~Z~~~~N~~~~L~~~~Q~~~~H~~~~E~~~~Q~~~~B~~~~L~~~~R~~~~Z~~~~E~~~~Q~~~~W~~~~Z~~~~S~~~~L~~~~I~~~~Q~~~~I~~~~Z~~~~I~~

N O W F A I T H I S T H E
A S S U R A N C E O F
T H I N G S H O P E D F O R ,
T H E C O N V I C T I O N
O F T H I N G S N O T
S E E N . H E B R E W S 1 1 : 1

