

# Lesson 12

## God Speaks to a Little Boy

**Bible Lesson:** I Samuel 1 – 3

**Memory Verse:** “Speak, Lord, for Thy servant is listening.” *I Samuel 3:9*

**Books of the Bible:** Review New Testament Books

### TEACHER PREPARATION

#### Prepare to Teach

- ◆ that God answers the prayers of His children
- ◆ that God speaks to His children today through the Word
- ◆ that God has a special purpose for each of His children

#### Prepare Materials

- ◆ My Favorite Bible Stories p.27
- ◆ footprints from last week’s memory verse
- ◆ letters cut from construction paper for the word SAMUEL
- ◆ all tag board strips for New Testament books of the Bible

### BIBLE BACKGROUND

#### A. Prayer Preparation

1. Pray that the children may be open to the leading of the Holy Spirit. *“Teach me to do Thy will, for Thou art my God; let Thy good Spirit lead me on level ground”* (Psalm 143:10).
2. Pray that the children would believe that God speaks to us through His Word. *“And now I commend you to God and the word of His grace, which is able to build you up and to give you the inheritance among all those who are sanctified”* (Acts 20:32).
3. Pray that the children would be obedient to that which they learn. *“Thy word I have treasured in my heart, that I may not sin against Thee”* (Psalm 119:11).

#### B. Bible Study

Luther’s Small Catechism Explained teaches that we “cannot by our own reason or strength believe in Jesus Christ our Lord, or come to Him” (Minneapolis, Minnesota: Association of Free Lutheran Congregations, 1995). This is the work of the Holy Spirit through the Word of God. As Hannah prayed for her son, let us also pray earnestly for our children. Let us find joy as she did in prayer. *“Go in peace; and may the God of Israel grant your petition that you have asked of Him. And she said, ‘Let your maidservant find favor in your sight.’ So the woman went her way and ate, and her face was no longer sad”* (I Samuel 1:17).

What a beautiful song of praise came as Hannah trusted God: *"My heart exults in the Lord...my mouth speaks boldly against my enemies, because I rejoice in Thy salvation"* (I Samuel 2:1).

The mother's dedication and prayer is followed by Samuel's obedient spirit. God called Samuel and made him ready for service. The members of your Sunday school class who come on a Sunday morning for instruction are ones whom God calls and desires to lead. To teach them the Word of God as a lamp for their feet and a light for their path is a great privilege and responsibility. Pray that these children in your class will be open to the Holy Spirit's leading.

God called repeatedly to Samuel during the night. The lad was encouraged by Eli to listen to the message the Lord had for him. It was not an easy message for Samuel to deliver because he knew it would hurt the conscience of the man for whom it was delivered. But Samuel was faithful and told Eli what God had asked him to say. It was only the beginning of a long life of being responsible and obedient to the voice of the Lord.

### C. What Is God Like?

1. God answers the earnest prayer of those who seek to honor His name. He did so for Hannah, and He promises again and again to do it for His people. If *"My people who are called by My name humble themselves and pray, and seek My face and turn from their wicked ways, then I will hear from heaven, will forgive their sin, and will heal their land"* (II Chronicles 7:14).
2. When we worship God and seek to walk in His way, He will indeed speak to us and lead us in the way we are to go. *"The people who walk in darkness will see a great light; those who live in a dark land, the light will shine on them. For a child will be born to us, a son will be given to us; and the government will rest on His shoulders; and His name will be called Wonderful Counselor, Mighty God, Eternal Father, Prince of Peace"* (Isaiah 9:2,6).
3. God spoke to Samuel the word of truth. Here that word was a word of judgment against the sons of Eli. Later, God spoke a similar word to the house of Israel: *"Therefore I will judge you, O house of Israel, each according to his conduct," declares the Lord God. 'Repent and turn away from all your transgressions, so that iniquity may not become a stumbling block to you. Cast away from you all your transgressions which you have committed, and make yourselves a new heart and a new spirit! For why will you die, O house of Israel? For I have no pleasure in the death of anyone who dies,' declares the Lord God. 'Therefore, repent and live'"* (Ezekiel 18:30-32).

## BEGINNING YOUR CLASS HOUR

### Welcome with Love

**WELCOME** everyone today! This is the last lesson in the second quarter. You may want to give a small award to those who have attended faithfully. **TAKE** the attendance, having each child **RECALL** one thing they have learned in Sunday school this quarter.

### Use a Learning Center

#### *STORY TIME – GOD SPOKE TO SAMUEL*

We are not sure what age Samuel was when his mother brought him to the temple to serve the Lord. We do know that he was quite young and that he was still growing because every year Hannah would bring a new coat that she had made for Samuel. Using My Favorite Bible Stories book p.27, read the story of Samuel to your students.

**FIELD TRIP – GOD’S HOUSE**

Many children will wonder why Samuel went and stayed at the temple. What kinds of jobs were there for him to do?

Visit your sanctuary and talk about the different areas at the front of your church. There is the altar area that reminds us of the presence of God among us. The empty cross reminds us that Jesus Christ died on the cross for our sins and rose again from the dead so that we might have eternal life. The pulpit is where the pastor proclaims God’s Word to us.

Take note of where the musical instruments are and where the choir stands to sing their praises to the Lord. Point out the offering plates that are used to bring our gifts to the Lord. Explain that we also have other gifts we can use to serve the Lord such as our time and our talents.

Emphasize that we are to show respect for God’s house and the things in His house because this is a special place that has been set aside to worship the one true God.

**SAY:** The temple that Samuel went to may have looked different than our churches today, but the temple was where the people came to worship and sacrifice to God. Samuel helped Eli keep the temple in proper order for the daily sacrifice and for the other Feasts and sacrifices throughout the year.

Then **EXPLAIN:** Samuel also studied the Scriptures in the temple. By being in the temple, Samuel was learning about God and His ways. Samuel was learning to obey God and to do what was pleasing in His sight. God used Samuel later in his life to speak God’s words to the people.

**REVIEW LAST WEEK’S MESSAGE****Memory Verse**

Use the footprints made last week to review the memory verse. **SCATTER** the footprints on the floor. Give the children time to try and **ARRANGE** them in the correct order in the direction you would walk. Help them with clues as needed. Then let the children each step on the footprints as they say the verse from memory. Say the verse all together as a class.

If time allows, **REVIEW** several of the memory verses from this quarter and last quarter, using the index cards or activity sheets you have kept in the Memory Basket.

**Bible Story****ASK:**

- ◆ What characters do you remember from our story last week? (Orpah, Naomi, Ruth)
- ◆ Who followed the true God? (Naomi and Ruth)
- ◆ In what special way did God use Ruth’s life? (she became the great-grandmother of King David, and Jesus the Savior was born from descendants of David)

**SAY:** We do not know what special purpose God may have for your life, but it will be exciting to see how God uses you as you grow!

**TEACHING TODAY’S BIBLE LESSON****Sing the Message**

Sing all the verses of the theme hymn, “*Great Is Thy Faithfulness*.” Show the students that this hymn is printed on the back cover of their books, which will be sent home today.

Encourage them to share this song with their families and to tell them about the specific things this hymn teaches us.

**SAY:** God is the Creator of all things and has power over all things. God’s wonderful love is

everlasting. He forgives our sins and gives peace to our hearts. God will provide for all of our needs. He will give strength for each day.

**EXPLAIN:** We can live our lives full of joy and hope because God has given us the gift of eternal life. We can know that we will go to be with Jesus in heaven someday if we believe in Him.

### Pray the Message

**THANK** God that He has a special plan for each of the children in your class. **PRAY** that each one would learn to listen to God and obey Him while they are young. **ASK** God to guide your words and thoughts as you learn from His Word today.

### Learn the New Words

**Samuel** A young boy who listened to God and later grew up to be a great prophet.

**Hannah** Samuel's mother.

**temple** A house of worship, similar to a church.

**servant** A person who serves others.

**prophet** A person who proclaims a message sent from God.

### Introduce the Message

**ASK:** Do you ever feel like you are too small to be important to God?

**SAY:** In our story today, there is a small boy who was maybe about your age. God loved this boy very much and had a special call for him. Let's read and find out more.

### Read/Tell the Message

**OPEN** to I Samuel 1. Help any children with their Bibles to find this chapter also.

**SAY:** Open your books to Lesson 12. **READ** the title of the story. Then **READ** through the story, allowing as many children to participate

as are able to read. **ENCOURAGE** all to follow along.

### *GOD SPEAKS TO A LITTLE BOY*

The Bible tells us about a time when God spoke to a little boy named Samuel. God does not speak only to grown-up people. God speaks to boys and girls too.

In a far away hill country lived a woman named Hannah and her husband, Elkanah. Hannah was very sad because she had no children. Each year she traveled to the temple in Jerusalem and prayed. She asked God to give her a son.

Eli the priest watched as Hannah prayed. In her prayer, Hannah promised God that if He would give her a son, she would give this child back to Him to serve God all his life. Eli asked Hannah about her prayer. Hannah told Eli that she prayed for a son. God answered Hannah's prayer. Samuel was the son God gave Hannah.

When Samuel was very young, Hannah brought Samuel to the temple to serve the Lord. Eli watched over Samuel and taught him how to serve the Lord in the temple. Hannah returned every year and brought Samuel a new robe, which she had made for him. Samuel grew bigger and grew in favor with God and man.

One night Samuel was lying down and he heard a voice calling, "Samuel." Samuel answered, "Here I am." Then he ran to Eli and said, "Here I am, for you called me." But Eli said, "I did not call; lie down again." So Samuel went back and lay down.

Two more times Samuel heard the voice calling, "Samuel!" Both times Samuel got up and went to Eli. Then Eli understood that it was the Lord who was calling the boy. Eli told Samuel, "Go lie down, and if He calls you, say, 'Speak, Lord, for Thy servant is listening.'"

Samuel did as Eli had told him. When the Lord called again, Samuel said, "Speak, for Thy servant is listening." Then God told Samuel a special message about things that would soon take place. In the years that

followed, Samuel became a great prophet. God gave him many messages for the people of Israel.

### Reinforce the Message

**ASK** the following questions to review the story:

- ◆ What was Hannah's prayer? (she asked God for a son)
- ◆ What promise did she make to God? (Hannah promised God that if He would give her a son, she would give this child back to Him to serve God all his life)
- ◆ Did God answer her prayer? (yes, God gave her a boy named Samuel)
- ◆ Did Hannah keep her promise to God? (yes) How? (when Samuel was very young, Hannah brought him to the temple to serve the Lord)
- ◆ What happened to Samuel while he slept? (God called to him in the night)
- ◆ What was Samuel's response to God? ("Speak, Lord, for Thy servant is listening")
- ◆ What purpose did God have for Samuel's life? (God called Samuel to be a prophet, to proclaim messages to the people from God)
- ◆ Do you know what purpose God has for your life? (God may call you to do something specific when you are grown

up, like a teacher, doctor, farmer, or missionary; but no matter how old you are, God calls each of us to love and obey Him, to love others, and to tell others about Jesus)

- ◆ How does God speak to us today? (God speaks to us through the Bible, which is His holy Word)

**SAY:** You probably don't know yet what God wants to do with your life. But as you grow and listen to God's Word and obey Him, God will use you in some way to do His work. And God can use you now too! You do not have to wait until you are grown up to serve God.

**ASK:** What are some ways that God can use you even now while you are young? (helping family with jobs at home, sharing with friends, showing respect for parents and leaders, loving and being kind to others, telling others about Jesus the Savior, giving money to help missionaries)

Prayerfully **SING** "Savior, Teach Me, Day by Day" (printed in student books and Teacher Manual).

**SAY:** We can ask God every day to teach us to love Him more and more. God teaches us to love and serve Him through the Bible. God will help us to obey Him. God will give us joy in our hearts in serving Him.

## APPLYING THE BIBLE LESSON

### Memorize the Bible Verse

**BEFORE** class begins, make letters from construction paper to spell the word SAMUEL. These should be large enough to write one or two words on.

**WRITE** one or two words from the memory verse on each letter. Include the reference.

**SING** "Thy Word Have I Hid in My Heart" to begin the memory verse time.

**EXPLAIN** to the children that they will discover a "mystery word" as they learn their memory verse today!

**PASS** out the letters to the children. As you **SAY** the words that are printed on each letter, ask the child with those words on the letter to **STAND**. Each time a new word is added to the verse, add the child holding that letter to a row of children standing. Then **READ** the verse from the beginning with the words that you have so far.

Continue until the verse is complete and all the letters of the word SAMUEL are spelled out. If there are any students left sitting down, ask if they can read what the mystery word is. Then **SAY** the verse together.

*"Speak, Lord, for Thy servant is listening." I Samuel 3:9*

**SAY:** Samuel is speaking these words to the Lord. Each one of us should also respond to the Lord as a servant ready to listen to Him.

Allow time for the children to say the verse from memory.

## Study the Books of the Bible

Have the wall chart for the books of the Bible ready before class begins. Also have the tag board strips for all of the books of the Bible ready for review.

**SAY:** Let's review the 27 books of the New Testament.

**SING** the New Testament part of "*The Books of the Bible*" song (printed in student books and Teacher Manual from Quarter One).

Go through each section of the New Testament books, saying all the names together as a class. Allow the students to take turns putting up the tag board strips for each book.

### GOSPELS – 4 books

*Matthew*  
*Mark*  
*Luke*  
*John*

### HISTORY – 1 book

*Acts*

### PAUL'S EPISTLES – 13 books

*Romans*  
*I and II Corinthians*  
*Galatians*  
*Ephesians*  
*Philippians*  
*Colossians*  
*I and II Thessalonians*  
*I and II Timothy*  
*Titus*  
*Philemon*

### GENERAL EPISTLES – 8 books

*Hebrews*  
*James*  
*I and II Peter*  
*I, II, and III John*  
*Jude*

### PROPHECY – 1 book

*Revelation*

**SING** "*The Books of the Bible*" song again, this time including both the Old and New Testament books as a review.

If there is enough time, let the children put the strips from the Old Testament books onto the chart also. Note that the next quarter will give more time for review of all the books of the Bible.

## Do the Activities Together

### ACTIVITY 1 – Bible Bookmark

Today the students will make a bookmark to keep in their Bibles to remind them that God speaks to us in the Bible.

**SAY:** We do not hear God's voice audibly today as in the time of Samuel, but God still speaks to us today. God speaks to us through His Word, the Bible. The Bible teaches us that God created all things, and that He sent His Son Jesus to be our Savior from sin. The Bible also teaches us to obey God and to show God's love to others.

**CUT OUT** the bookmark along the outside lines. Then cut around each of the four pictures. Help the students to **MATCH** the pictures with the words on the bookmark. Note that the color of the lettering and the color of the picture also match.

**READ** the box at the top of the bookmark (*Hannah prays*). Tell the children to **FIND** the picture of the praying hands.

**SAY:** Hannah prayed for a baby boy, and God answered her prayers. **GLUE** the praying hands in the first box.

**READ** the second box (*Samuel goes to the temple*), and find the picture of the temple.

**SAY:** Hannah kept her promise to God and brought Samuel to the temple when he was old enough. **GLUE** the picture of the temple in the second box.

**READ** the next box (*Samuel serves in the temple*).

**SAY:** Eli taught Samuel in the temple, and Samuel learned to serve the Lord. **GLUE** the scroll in the third box.

**READ** the last box (*Samuel listens to God*).

**SAY:** Samuel heard a voice calling his name during the night. Eli told Samuel that God was calling him, and that he should answer God's call. When God called Samuel again, Samuel answered, *"Speak, Lord, for Thy servant is listening."* The picture of the ears reminds us that God wants us to listen to Him and obey Him too. God speaks to us today through the Bible. The Bible teaches us to love and obey God. **GLUE** the ears in the fourth box.





**SAY:** God speaks to us today through the Bible. As we read the Bible, the Holy Spirit teaches our hearts. We are never too young to listen to God speaking to us. God speaks to us in Sunday school when we read Bible stories and memorize Bible verses. God speaks to us when the Bible is read in church and the pastor preaches from God's Word. It is very important that we come to church and take time to listen to God speaking to us. God also speaks to us when we read the Bible with our family or friends.

It is good to listen to God's Word together with other people who believe in Jesus. It is also very important that we take time to be alone with God. God wants us to take time to be still and sit quietly while we talk to God and listen to Him speaking to us. God wants us to read the Bible and think about what it says to us. Then God will also help us to obey Him. We can make Samuel's answer to God our own prayer when we sit quietly listening to His voice:

*"Speak, Lord, for Thy servant is listening."  
1 Samuel 3:9*

Lesson 12 - Activity 1

God Speaks to a Little Boy

Hannah prays	
Samuel goes to the temple	
Samuel serves in the temple	
Samuel listens to God	

69

**ACTIVITY 2 – God Calls Samuel**

Have the students **COLOR** the picture of Samuel listening to God's voice. The colored outlines may help to give the students ideas of different colors to use.

As the children are coloring, **REVIEW** the story and **TALK** about how God speaks to us today.

Lesson 12 - Activity 2

God Speaks to a Little Boy



*"Speak, Lord, for Thy servant is listening."  
1 Samuel 3:9*

71

## CLOSING YOUR CLASS HOUR

### Teach and Sing

Sing *"The Bible Tells of God's Great Love"* p.57 *Songs of God and Me*. **EMPHASIZE** again that God speaks to us through the Bible. The Bible teaches us about God's love for us and His promise to care for us.

**REVIEW** the actions with the children, and **ENCOURAGE** them to sing this song at home to remind them that God speaks to us through the Bible.

### Pray Together

**SAY:** Just as Samuel was ready to listen and obey God, we too should be ready to listen to God speaking to us through His Word and be willing to obey. God also wants us to pray to Him, to talk with Him every day. He wants us to tell Him what our needs are. He also wants us to thank Him and praise Him for all that He has done for us.

**ASK** children to volunteer to pray. If they don't know what to pray for, **SUGGEST** that they **THANK** God for their parents, their Sunday school and church, for Jesus, and for taking their sins away. Also **THANK** God for His love for children and His desire to use them to do His work.

**CLOSE** by prayerfully singing together *"Great God, We Praise Thy Gracious Care"* (printed in student books and Teacher Manual).

*NOTE: Remember to send the books home with the children today. ENCOURAGE them to share the book with their families. The Bible stories can be read again and again, and the pictures will help to remind the children what the Bible story was about. Also encourage the children to keep singing the music that is included and to use the prayers to help them say "thank you" to God for His goodness and faithfulness to us in loving us and providing for all of our needs.*

## PREPARE FOR NEXT WEEK

### Gather and Prepare Materials

- ◆ letters cut from construction paper for the word SAMUEL from last week's memory verse
- ◆ large piece of tag board
- ◆ music for the song *"Now unto the King Eternal"*
- ◆ chocolate candy bar
- ◆ 6 crowns (pattern in Teacher Manual)
- ◆ yellow construction paper
- ◆ *Ambassador Hymnal*, 1 for each child
- ◆ Bibles, 1 for each child
- ◆ books of the Bible wall chart
- ◆ all tag board strips for both Old and New Testament books

### Prepare Lesson 1 Quarter 3

*Begin your study and preparation with prayer.*

*Pray for each student daily by name.*

*Read the Bible text* (I Samuel 8 – 10, 12) and student lesson.

*Memorize the Bible verse:*

Now to the King eternal, immortal, invisible, the only God, be honor and glory forever and ever. Amen. I Timothy 1:17

*Read the Teacher Manual.*

Highlight, underline, and write in your own notes to help you teach Lesson 1.